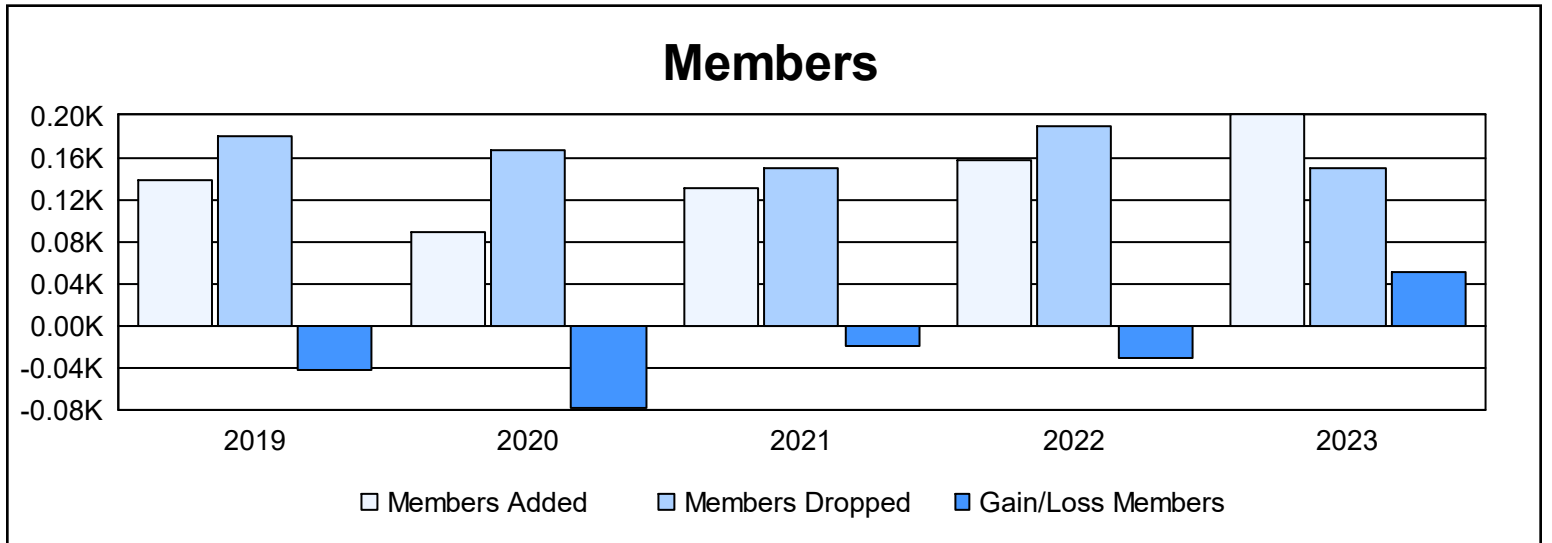
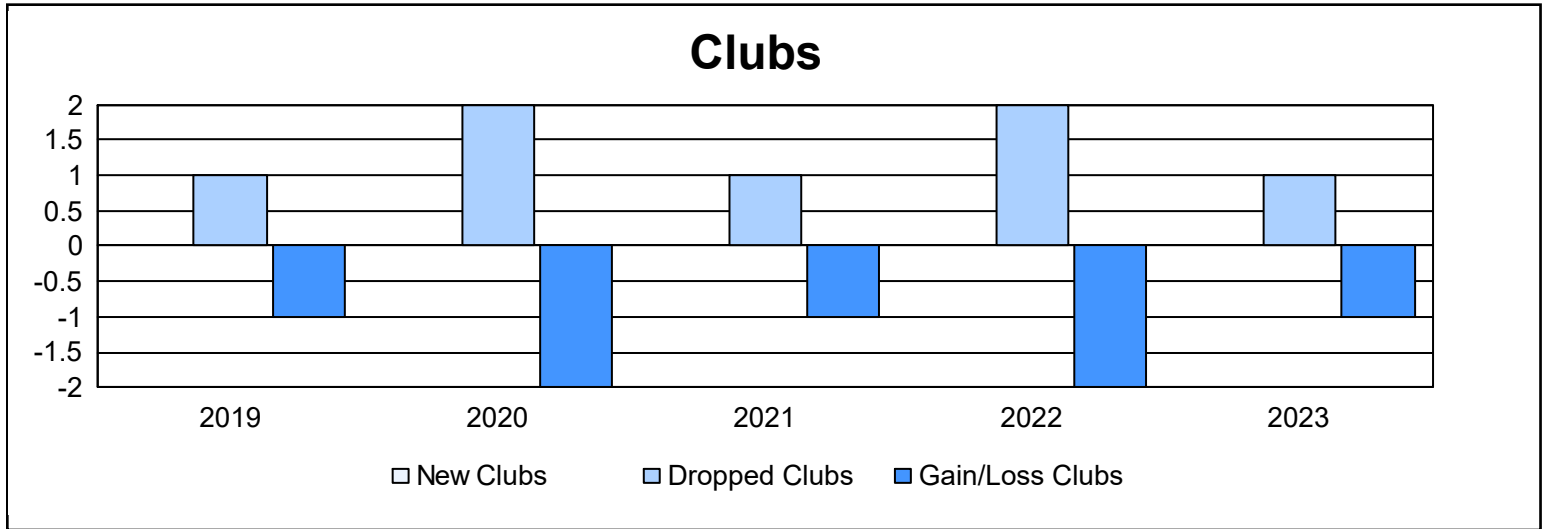
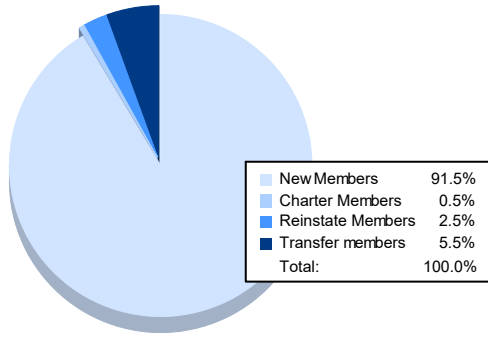


Year	New Clubs	Dropped Clubs	Gain/ Loss Clubs	New Members	Charter Members	Reinstate Members	Transfer Members	Total Member Added	Total Members Dropped	Gain/ Loss Members
2018-2019	0	1	-1	121	2	9	6	138	180	-42
2019-2020	0	2	-2	79	0	3	7	89	167	-78
2020-2021	0	1	-1	122	0	4	4	130	149	-19
2021-2022	0	2	-2	149	0	4	5	158	189	-31
2022-2023	0	1	-1	183	1	5	11	200	150	50
<b>Average</b>	<b>0</b>	<b>1</b>	<b>-1</b>	<b>131</b>	<b>1</b>	<b>5</b>	<b>7</b>	<b>143</b>	<b>167</b>	<b>-24</b>



### Membership Composition June 2023 Cumulative



### Gender Composition June 2023 Cumulative

